

Let's hear it



For additional materials and videos please visit
hearingdogs.org.uk

Get creative

Design a dog coat!

Our dogs wear their smart burgundy jackets out in public so people can see that their partner is deaf. This often makes people talk to them which can help deaf people feel less alone.

But you can design your own fun jacket for a hearing dog to wear on a non-uniform day

We'd love to see your designs! In your class, hold a mini competition and select a winner.



How to design your dog coat

Step 1

Print out or photocopy our coat template and tape or pin it onto thin card or fabric.

Step 2

Carefully cut round the template using scissors. Please ask an adult to help when using scissors.

Step 3

You are now ready for your design. Either draw, stick or sew things onto the jacket to create a fun, non-uniform coat for a hearing dog.

Step 4

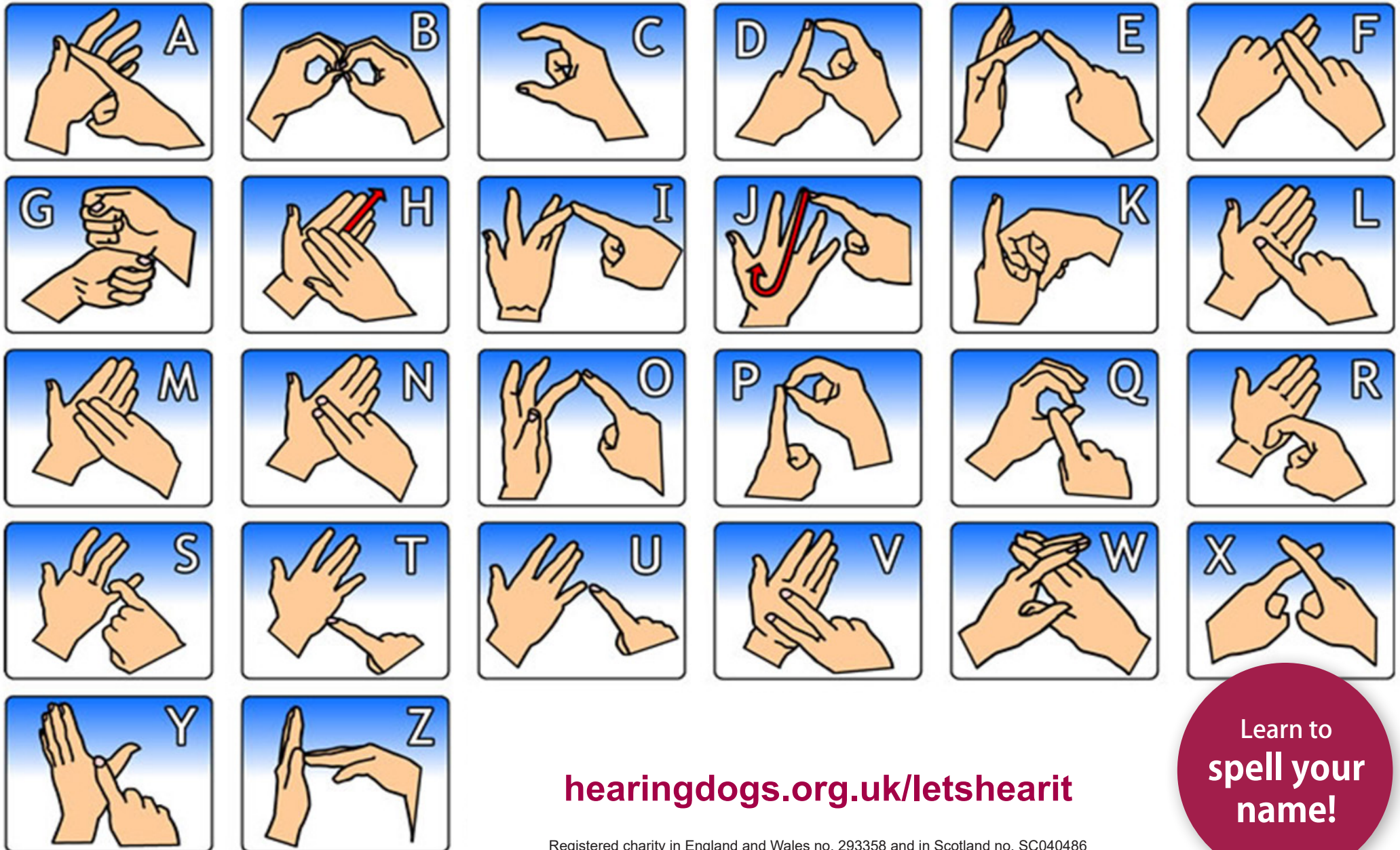
Place 20cm long ribbons or string between the notches on the template. Sew or stick in place.

Step 5

Hold a competition in your class and select a winning design.

Practise me

BSL fingerspelling alphabet



hearingdogs.org.uk/letshearit

Registered charity in England and Wales no. 293358 and in Scotland no. SC040486

Learn to
spell your
name!

Don't **C**over your mouth

Get their **A**ttention

W**R**ite it down

Use facial **E**xpressions

Speak don't shout

Be aware

It's such fun to show we care
These tips make us **deaf aware!**



Hearing Dogs
for Deaf People

hearingdogs.org.uk/letshearit

Bake me

'Pupcakes'

Makes around 24 'pupcakes'

Preparation: 15 minutes

Cooking: 10–20 minutes

Oven temperature: 180°C / Gas Mark 4



Ingredients

200g butter or margarine

200g caster sugar

200g self-raising flour

4 eggs

1/2 teaspoon baking powder (optional)

1 teaspoon vanilla essence (optional)

Icing sugar and butter for decoration



**Please make sure you
always have an adult
with you when baking**

Cakes for human
consumption only!

1. Mixing it up

- Ask an adult to preheat the oven.
- Mix the butter and sugar until very light and fluffy. Add the eggs to the mixture one at a time and stir. Add the vanilla essence (optional).
- Carefully stir in the flour (and optional baking powder) bit by bit.
- Place 24 paper cases onto a baking tray and place a tablespoon of cake mix into each case.

2. Time to bake

- Ask an adult to put the baking tray into the oven.
- After 10 minutes ask an adult to help check to see if the 'pupcakes' are ready. Poke a cocktail stick into one of the cakes. If it comes out clean, the 'pupcakes' are done. If not, leave in the oven for a few minutes more.
- Ask an adult to remove the cakes and leave to cool on a wire rack.

3. Decorating fun!

- Once cool you can have lots of fun decorating your 'pupcakes'!
- Mix some icing sugar with a little water or butter to create a smooth paste for the top of the cakes. Then why not use some chocolate drops or sweets to make a picture and make your cakes extra tasty! Turn your cakes into 'pupcakes' by adding cute puppy faces!



Bake Sale

**Why not bake
and sell your
own 'Pupcakes'
and help raise
some money for
Hearing Dogs!**

hearingdogs.org.uk/letshearit

Sign a song!

Follow the instructions below and see if you can sing a song in sign language

RED – touch first finger to mouth
“red lips”



YELLOW – flick middle finger out from thumb near ear

Red and yellow


PINK – rub first two fingers upwards at side of neck
(small movement)



GREEN – stroke flat hand up opposite upper arm

and pink and green,

ORANGE – as if squeezing an orange near your mouth



PURPLE – make a P shape with your fingers and flick top curved index finger against ball of straight finger on other hand

orange and purple

BLUE – two fingers rub opposite wrist - as if to indicate blue veins



and blue.



I can sing a rainbow

Sing a rainbow

Sing a rainbow too.



Why not perform this at a **concert** and help raise money for **Hearing Dogs!**

Further songs and video instructions can be found at hearingdogs.org.uk/letshearit

Touch & tell whispers



Can you lip-read?

Deaf people often have to lip-read to understand what people are saying.

Lip-readers look at a person's face, eyes and mouth to help them understand what is being said.

Try this game...

1. Stand in a circle and choose a child to start (child A).
2. Ask child A to walk over to another pupil (child B) in the circle and tap them on the shoulder.
3. Child A will mouth another classmate's name in **silence** to child B.
4. Child B needs to **lip-read** the name and go and tap the pupil who's name they think it is on their shoulder.
5. If they are correct, it is then child B's turn to go and chose someone in the circle and carry on the game!

Do something

Here are some FUN ideas that you could do to raise money!

A

Auction

B

Bake off

C

Car Wash

D

Disco

E

Exhibition

F

Fancy Dress

G

Guess the Name/Weight

H

Happy Day

I

Indoor Games

J

Jumble Sale

K

Karaoke

L

Loose Change Collection

M

Mufti Day

N

Name the Puppy

O

One-handed Day

P

Picnic

Q

Quiz Night

R

Recycling

S

Sing Star Competition

T

Toy Sale

U

Uniform Day

V

Variety Show

W

Wii Fit Tournament

X

X marks the Spot - treasure hunt

Y

Yo-yo Competition

Z

Zumba

Good Luck!

'Put a sock in it'

Take on a challenge and hold a sponsored silence!

Compete with your family and friends to see who can be quiet for the longest. Ask people to kindly sponsor you for every minute or hour you stay silent and see how long you can last!

Below is a sponsorship form to help you. Good luck!



Your Name: _____

Date: _____

Time Started: _____

Time Finished: _____

Sponsor's name	First line of home address <small>Not your work address (this is essential for Gift Aid)</small>	Postcode	Amount of Donation	Signature for Gift Aid	Received

Thank you for your support!

Total Donation

Total Gift Aid Donation

Sponsor Me

Sponsor a Sound



Listed below are a number of sounds which most hearing people take for granted. Ask your family and friends to sponsor you a few pence for every time you hear one of the sounds. For example, every time the telephone rings, put an 'X' in the box. At the end of the week add up all the crosses and collect the amount sponsored. Then hand this completed form, along with the money raised, to your teacher/club leader and ask if they can send it on to Hearing Dogs for Deaf People. This money will help us train more hearing dogs to alert deaf people to sounds they cannot hear. **THANK YOU AND GOOD LUCK!!**

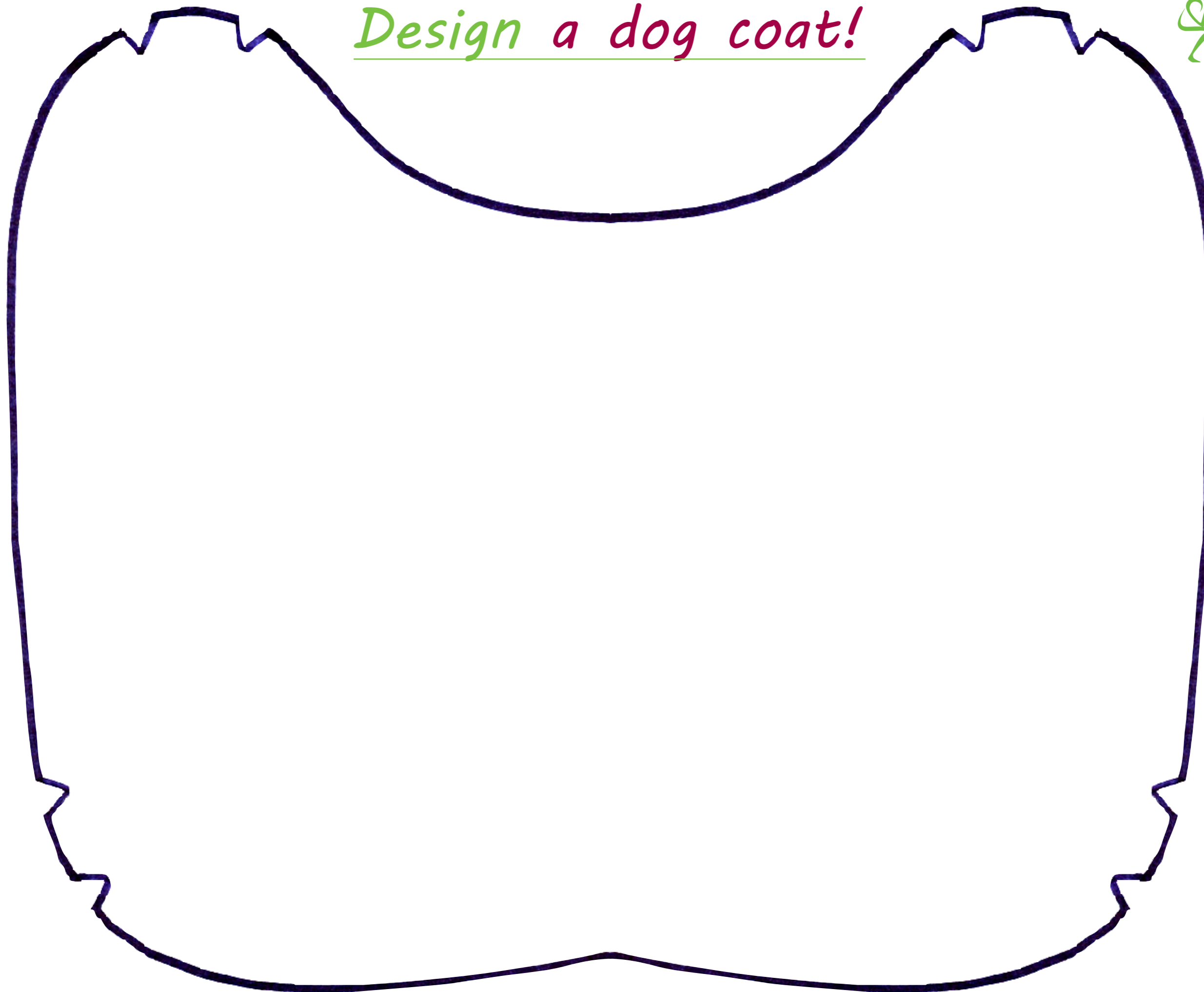
Your name: _____

Date started: _____ Date completed: _____

	Doorbell/ knocker	Telephone	Alarm clock	Baby alarm	Person calling	Smoke alarm	Cooker timer	Burglar alarm	Total number of 'X's
Monday									
Tuesday									
Wednesday									
Thursday									
Friday									
Saturday									
Sunday									
								Grand Total	

Total number of crosses = _____ x _____ p per sponsored sound = £ _____ p raised

Design a dog coat!



Let's hear it

*Join us for
our event*

Date

Time

Location



hearingdogs.org.uk/letshearit

Our Goal!

Set your own donation goal and colour the lead as you reach that goal!

£350 covers
food for a year
for a hearing dog

£500 helps towards
puppy training

£80 provides a
puppy starter pack including bed,
toys, collar and lead

£150 buys a dog
grooming kit
including brushes,
clippers and scissors

£30 provides a
hearing dog with its
uniform

£10 provides a
selection of
**toys and
treats**

£20 provides worming tablets for
a year to keep the dogs
healthy

